



ಅಮೆಚೂರ್ ಲಗೋರಿ ಅಸೋಸಿಯೇಷನ್ ಆಫ್ ಕರ್ನಾಟಕ (ಲಿ.)
AMATEUR LAGORI ASSOCIATION OF KARNATAKA

Affiliated to: Amateur Lagori Federation of India®
Recognised by: Asian Lagori Federation & International Lagori Association (Regd)
Recognised by: 37th National Games - Goa & SGFI.



"Lagori" a Traditional Indian Game

"Lagori" is an ancient indigenous game

L GORI

RULE BOOK



President
Dr. Jayashri S.H. MDS
Professor



General Secretary
Rajesh T.B. B.P.Ed, M.P.Ed
State Youth Awardee
International Athlete



Patron
Dr. B. Anand, M.P.Ed, PhD
Director of Physical Education
Govt. Art College, Dr. BR Ambedkar Veedhi Bengaluru
President
Karnataka State First Grade College,
Physical Education Directors' Association



Ambassador
Girisha H N
Padmashri, Arjuna, Ekalavya Awardee
Silver Medalist,
Paralympic Games 2012 (Landon)



Treasurer
Manu D B.P.Ed, M.P.Ed
National Athlete



Joint Secretary
Paramashivam A B.B.M, B.P.Ed
National Athlete

#55/4, 80ft Road, BSK 3rd Stage,
Bhuvaneshwari Nagar, Kathriguppe
Padmanabhanagar, Bengaluru - 560085.
Mob: 9902111379, 98804 22949,
E-mail: karnatakalagoriassociation@gmail.com



An alchemist [Magician] of the sport of 'Lagori' . . .

Santosh Gurav . . . is a great name in the arena of the game of 'Lagori' . . . He served 'Lagori' through many roles such as, modern-author of 'Lagori', player, organizer, the first Lagori organizer who struggled to bring forth this game of Lagori- which is played in the dust of ground-to the world-cup level. Though time has separated this 'Tiger in the arena of Lagori', from us, the sorrow of losing an young sportsman of Maharashtra has never reduced yet.



Santosh Pralhad Gurav dedicated had given his life for the restoration of this traditional game. At his own cost and with untiring hard work, he has taken this game of "Lagori" all over India and 30 different countries of the world. He had determined to bring fame and glory to this ancient game which was as if on the line of being dead. In view of this, he continued his tireless efforts of propagation and canvassing of this sport.

He never was any 'Celebrity' nor did he have any desire to be Famous. But this well determined sportsman, on the basis of his accomplishment, has brought laurels to the sport of 'Lagori' and to the name of our country. He has trained lacks of students in 'Lagori' till date.

The one, who sacrificed his life-day and night-to make our traditional-ancient sport of Lagori popular all over the sports-world, the modern author of 'Lagori', Gem of sports who had won many gold medals at National and International levels, a 'Great Sage' who moulded thousands of sports persons for Asian, National and International levels, also involved in the social service, such a person of our great honour – Santosh Gurav – met with a fatal accident while going for National 'Lagori' tournament, on 22 February 2017. His sad demise has left Lagori and thousands of sportsmen as orphans, since many of his trained sports-persons are working on high posts of responsibilities today.

Santosh Gurav's grand-father has served the Police Department in Britisher's Time. He too was awarded many medals for his performance. Santosh's father Pralhad Gurav was a wrestler, who worked as a Forest Officer. His mother Rekha Gurav is a cycling expert. Thus sports was imbibed in Santosh Gurav from his infancy. By the strength of his sharp brain , high aim and great persistence, coming from a small village like Nagthane, this young man-Santosh Gurav- overcoming all the odds, gave himself to sports even from his childhood.

Starting from Karate onwards in various games like kick boxing, wushu ,boxing, Woodball, he slowly filled his house winning many medals and trophies in state, national and international level. He showed the nack of chasing the opponent off the field. He completed his Indian Government's N.I.S. diploma course in Wushu, at Patiyala. So also he had a training of six months in woodball and golf, in the country of Taiwan. He pulled in both of his brothers, Sandeep and Bharat in sports and trained them. They went on bagging medals up to global level. He would tell them to Have an aim of exalting the name of our Nation of India, Maharashtra and our District. Also to do something that will remain in memory forever.

But several times he was cheated by his fate and his own people. His desires remained unfulfilled. His first desire was to win a medal in Olympics, by himself as well as by his students. For which he toiled day and night. He would master many games like sword-fight, basketball, rope-skipping etc. and trained the players in them. To develop them in Maharashtra, he would go into schools and colleges to propagate these sports by training. By his own strength, he struggled through many adverse situations and had astonished many experts.

Later determining in his heart, to promote our own national sport of 'Lagori'-instead of promoting the foreign ones- he went throughout Maharashtra and within seven years made "Lagori" so famous that many sports organizations were astonished. Some even started thinking of 'how to stop him?'. For which he had to face many problems but he would never lose his heart. He would always think positive and force others also to think positive. His thinking ability was exceptional. He would always think ahead and had a sharp memory. He had all the names of the authorities, sports-persons, sports-authorities and all sports-related information on the tip of his tongue. He also had all the political updates. Though busy in the promotion of sport of Lagori, he would take all phone calls, speak at length and mesmerize the other person. He would manage everybody. He was called 'one man army', because he was running more than 18 sports-associations in Raigad district and his students used to participate and bag many medals in those sports. He would personally train the students . . . handle any of the tournaments singlehanded. . . show the impossibilities made possible. Had he not entered sports and got into a business or given himself to politics, he would have been a great personality. But he gave himself for sports and never left the town of Nagothane. All his people would tell him to leave this town and shift to city like Panvel, Mumbai or Pune. But he did not go. Many people troubled him, yet he never got discouraged and never left the town.

For his sport of Lagori, he met many renowned personalities starting from ministers, MLAs, MPs, governor and many politicians to almost all Marathi -Hindi film stars, so also renowned Olympic players like P.T. Usha, Dhanraj Pillay, Sushilkumar and received complements from them. Recently he even had the appointment of Shri. Narendra Modi and Shri. Ramdev Baba to be the Chief Guests for world-cup of Lagori. But his fate again deceived him permanently. . . his third desire was to organize the Grand world-cup of Lagori, that too in Navi Mumbai. Accordingly it was launched at Roha in Raigad district in the great presence of forty thousand spectators. . . more than 30 countries, which was not even the participation for games like Kabbadi or Cricket, were to participate to set a history. . . but if it supports then how can it be the fate. . . The fourth desire was to organize a Maha Lagori league of Marathi actors. He was going to utilize the funds raised through the medium of prizes of this league, for the renovation-conservation of the hill-forts and castles of Maharashtra. Through this our Lagori sports was going to be popular, it was launched in Mumbai in a magnificent programme at the hands of MNS leader Shri. Raj Thakare. . . . Now this was going to be Mahalagori. . . but it rained and flooded in several places and hence the league had to be postponed. Recently Santosh was in a process of arranging Indian Premier League-Khel Lagori- of the Hindi actors. He had meetings with actors and event-people and had fixed it. But time betrayed him. He had helped many victims of accidents. He would take them in his own vehicle or ambulance, filling fuel at own cost, would drive them to hospital. He would help many especially poor, as much as possible thinking that he would be helped by someone in his bad time. But at the time of his accident no one came for help and due to unavailability of treatment in time he died. He that helps others, is useful for others, himself is liked by God. . . .

INDEX

HISTORY & INFORMATION ABOUT ANCIENT AND TRADITIONAL GAME, “ LAGORI”	
1	GENERAL PRINCIPLES
1.1	LAGORI GROUND DESIGN
1.2	SPECIFICATION OF LAGORI GROUND
1.3	Age Group
1.4	LAYOUT OF LAGORI GROUND
2.	LAGORI EQUIPMENT
2.1	SPECIFICATION OF EQUIPMENT
	<ul style="list-style-type: none">• BALL• LAGORI• NET
3.	LAGORI TEAM
3.1	ORGANIZATION OF LAGORI TEAM
3.2	PLAYERS
3.3	CAPTAIN’S ROLE IN GAME
3.4	PLAYERS UNIFORM
4.	SIGNS AND SIGNALS OF REFEREE
5	FUNCTION & RESPONSIBILITIES OF REFEREE
5.1.	REFEREE
5.2.	CHIEF REFEREE
5.3.	THIRD UMPIRE
5.4.	LINEMEN
6	THE GAME
6.1.	GENERAL PRINCIPLES
6.2.	PROCEDURE OF COMPETITION
	✓ THE START OF PLAY
	✓ PROCESS OF PLAY
6.3.	SKILLS
7.	INFRACTION OF RULES & REGULATION
7.1	Action and Penalty
7.2	OBJECTION
7.3	YELLOW CARD
7.4	RED CARD
7.5	SUBSTITUTION
8.	TIMEOUT
8.1	OFFICIAL TIMEOUT
8.2	GAME TIMEOUT
9.	BENEFITS OF THE GAME
10.	A) SCORESHEET
	B) ENTRY FORM
	C) PHOTO ID FORM
	D) ELIGIBILITY FORM

HISTORY & INFORMATION ABOUT ANCIENT AND TRADITIONAL GAME,“ LAGORI”.

“LAGORI” is an Indian traditional game played in all the states of India with different names according to tradition. It is a Traditional game of Asian countries too. Lagori game is an traditional game which was playing since 5000 years. This game is playing National wide as a traditional game. “Lord Shree Krishna” is also used to play this game with his friends. The name of this game “Lagori” is found in the story of, “ Lord.Shree Krishna” (ShreeKrishna Mahatmya) in the chapter no. 272 to 317. It is also found in, “ Shrikrishna charitra” on page no. 659, It was also played by Pandawa during the period of, “Mahabarata ”. Lagori game is also mention in many Abhanga (Epics). The concept of Lagori game is also found in the epics of Priest (Sant) Eknath from India. This game is also introduced in the Indian history of, “ Pandawa” and, “King Peshwa”. We found evidence that this game was recognized by king Peshwa.

References about, “Lagori game”, in various books of the world is as under :-

- A) As per reference mention in the book of “Census of India “,1961, volume 11,Part6, Issue 37 in the paragraph of Social & Cultural paragraph that, “ Lagori game was very popular in India”, this book was published by Government of India.
- B) As per reference mention in Research book of, “ Venture into Cultures” that, “Lagori” is an Indian Traditional game”, this book was publish by American Library Association.
- C) As per reference mention in a book of , “A History of Ancient and Early Medieval India” we found ancient Terra Cotta Discs found in graduated size while digging the Harrapan Ancient City which proof that Lagori game was also played in Stone Age too.
- D) 1) As per reference mention in the book of, “ Iranian” Art & Culture published by Government of Iran on page no.36 that, ”Haftsang (Lagori) is a Traditional game of Iranian”.
- 2) We also found information about Graves in Seven (Lagori), native name, Yatali Dash” in Iran on their, “wikibooks.org” web site they also mention that, “ It is a Traditional game of Iran & they also describe how to play this game too”.
- E) Mitra Rouhi A Phd. Candidates from Farhangian University, Nasibe College, Tehran, Iran who has done Phd. on Iranian Traditional Game, has mention that, “Lagori”(haft sang) is a Traditional Iranian game”, in his report publish in the books of ,Journal of American Science 2012”, on page no 5
- F) With reference in the book of, “ The City of South Asia”, published in the Taylor & Francis-E-library in 2008 & also published by Routledge in USA & CANADA in 2008. They also wrote information about Asian Traditional game, “ Lagori (Pittu)”. In this book.
- Lagori is also traditional game of, “Armenia” a west Asian Country they issued Children’s Philately Stamps (postal Tickets) dedicated to Lagori (Seven stone) game in their country. It is very Ancient and traditional Indian game. It is known by different Name in all over the world such as - 1) India- Lagori, 2) Canada - Teelo , 3) Pakistan – Pitho / Pittu / Pithoo Garam, 4) Bhutan - Seven stone, 5) Uganda - Seven Stone, 6) Nepal - Seven Tilo, 7) Turkey- Seven Tiles 8) Bangladesh - Sat Chara, 9) Afghanistan - Santracon, 10) Shrilanka - Lagori, 11) Soudi Arabia & Iran - Haft Sang (هفت سنگ), But now this game is known as, “Lagori”, all over the world.
- Lagori game is playing in all the above countries. All the above countries are working under, "International Lagori Federation", In all these countries this game is going to be popular with the Name of, “Lagori”, This game is known by different name in India as under:-
- 1) Maharashtra-Lagori
 - 2) Hyderabad - Lingochoa
 - 3) Tamil Nadu - Lingorchya, Naagolchuu
 - 4) Rajasthan- Sitoliya
 - 5) Karnataka - ಉಗೌರಿ or Lagoori,
 - 6) Kerala- Dabba Kali, Tung , Chatti
 - 7) Tamil Nadu - Ezhu Kallu,
 - 7) Haryana & Punjab - Pitthu
 - 8) Rajasthan- Sitoliya,
 - 10) Andhra Pradesh- Yedu Penkulata,
 - 11) Gujarath- Satodiyu & Dikori,
 - 12) Assam – Saatguti
- ✓ We also involve in lot of social activity in all India, like, Anti-Smoking campaign, voting awareness, save the water, etc.

Mr. Aniket Tatkare (Organizer President of 1st Lagori World cup) Said in his speech that, “In this modern world most of people are taking interest to play internet game, video game, Mobile game therefore lot of disease are arise, to avoid this things our new generation need to take interest in ground game by which they will get the enough exercise to keep them feet & healthy, therefore we have decided to Spread and develop Lagori game all over the world to create interest about this healthy game in new generation. This game is not so much expensive, it is very easy to play and rules are also easy, we can play this game anywhere. Our Lagori Founder, Krida Ratna, Krida Maharshi, Late Shri. Santosh Gurav Sir has impressed by this game & decide to work for promoting & developing this Ancient & traditional Lagori game in India and other countries. Mr. Gurav has start working with his colleges & Establish, “International Lagori Federation”, and “Amateur Lagori Federation of India”, to develop this game all over the world. He collects lot of information about this game & make Rules & regulation of this game. This is the only one Federation which is working to develop Lagori game worldwide. I appreciate Santosh for his continues efforts to develop this game & donate his life for this game. He personally visited in many School & Colleges in various States, Districts, Cities & villages of India to develop this game. It is really appreciable that he is working to renew our Ancient game, “Lagori”. Now with the efforts of Santosh this game is now reach in 33 states in India and 30 countries around the world till. Being a President I am very happy to declare that To boost our Indian Traditional indigenous,”Lagori”game our Maharashtra Lagori Association has getting opportunity to organize, “1st Lagori World Cup”, on 20th to 24th May 2018. It will be good achievement of Indigenous game Lagori in very short period. We are already start working on world cup and we seek your support to make this 1st Lagori world cup of our Traditional & Indigenous game Successful”.

Thanking You !

Mr. Aniket Tatkare
Organize President,
Lagori World Cup

1. GENERAL PRINCIPLES

- The Lagori ground should be situated on a tract a grassy field, clay ground, wooden court, cement court, beach & it's should be design for games & Competition.
- On the Lagori ground, the natural objects such as tree, grove, low wall, should be avoided.
- The outer of the ground boundary can be set up as spectator area with references to the natural features.
- The ground design layout plan of the Lagori should be displayed at the ideal strategic visible location.

1.1 LAGORI GROUND DESIGN

- The design of the Lagori ground shall comprise single in number
- The total length of the Lagori ground is approximate in Feet.
- In principles, the surface of the ground shall be even and smooth.

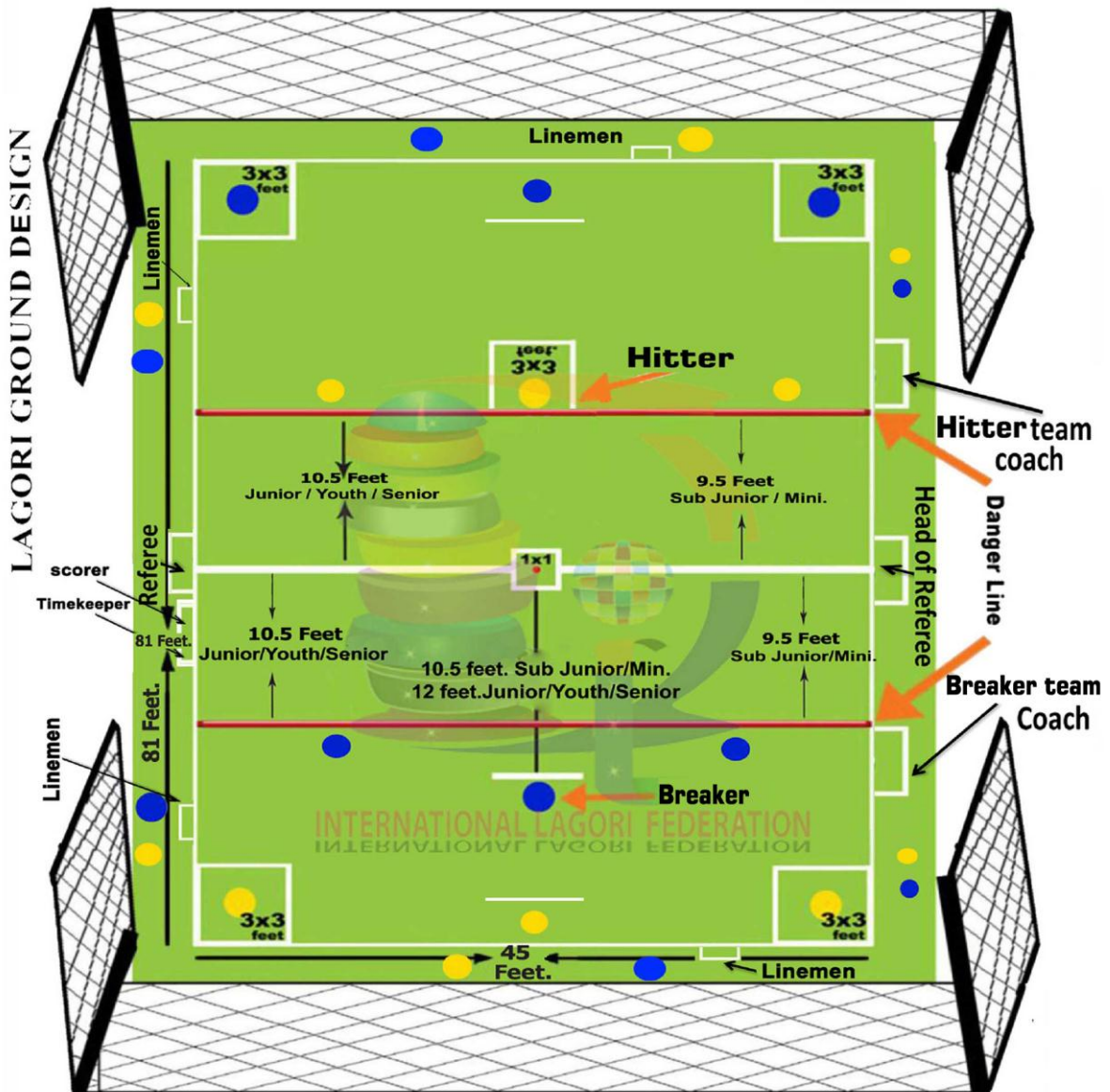
1.3 SPECIFICATION OF THE LAGORI GROUND

- Lagori ground is rectangular in shape with **81** feet length & **45** feet in Width.
- There should be 3×3 feet box on 4 corner of rectangular, as shown in figure below.
- A center line should be drawn from the center of the rectangular which divides rectangular in 2 equal parts.
- There should be box made in the center of the ground of 1 square feet to keep Lagori.
- The lines drawn from the center to both sides are Danger line which distance are,
 - ✓ 9.5feet - Mini group and Sub Junior group.
 - ✓ 10.5 feet – Junior, Youth and Senior group.
- There is one 3×3 box inside the Danger line to hold the position of CATCHER.
- The breaker line on ground from center point is,
 - 1) 10.5 feet – Cub Class & Sub Junior
 - 2) 12 feet – Junior ,Youth & Senior
- The line drawn to make the ground should be 5 cm width.

1.4 Age Group :- Mini , Sub-Junior, Junior, Youth & Senior

AGE: Age Group Determination the participants age as on 1st January of the current year will determine his/her age group.

1.5 LAGORI GROUND DESIGN :



● - Hitter Team Player's

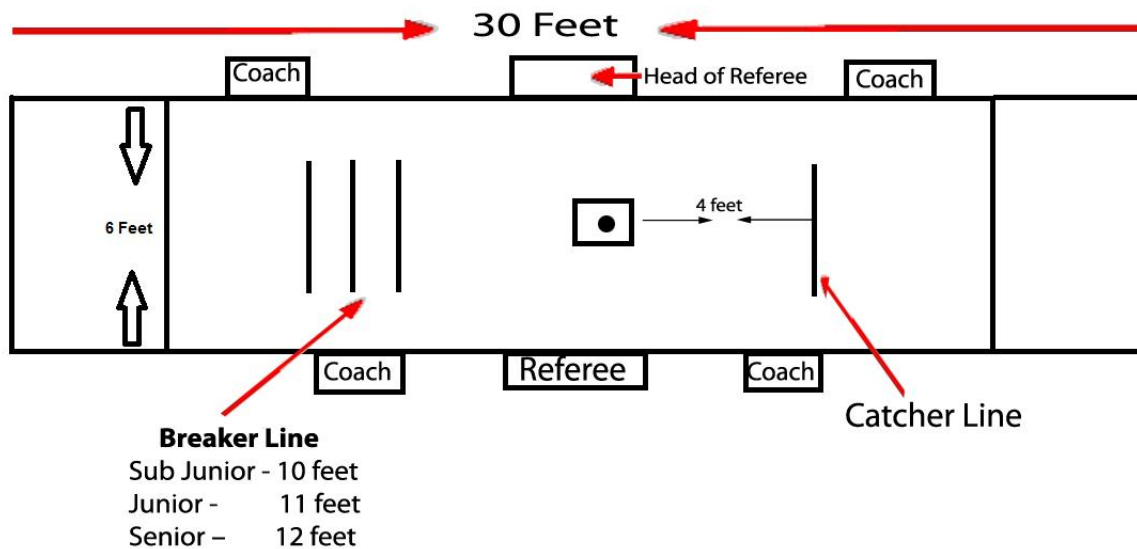
● - Breaker Team Player's

OLD LAGORI



NEW LAGORI

• Target Lagori Ground Design:-



LAGORI EQUIPMENTS

There should be 6 feet open space area around the ground.

- **Lagori equipment includes,**
 - ✓ Ball
 - ✓ Lagori
 - ✓ Net
 - ✓ Whistle
 - ✓ Score Sheet
 - ✓ Stopwatch
 - ✓ Yellow & Red card.
 - ✓ Supporter & Center Guard

The Lagori equipment's are certified as qualified by ALFI.

2.1 SPECIFICATION OF EQUIPMENT

• BALL

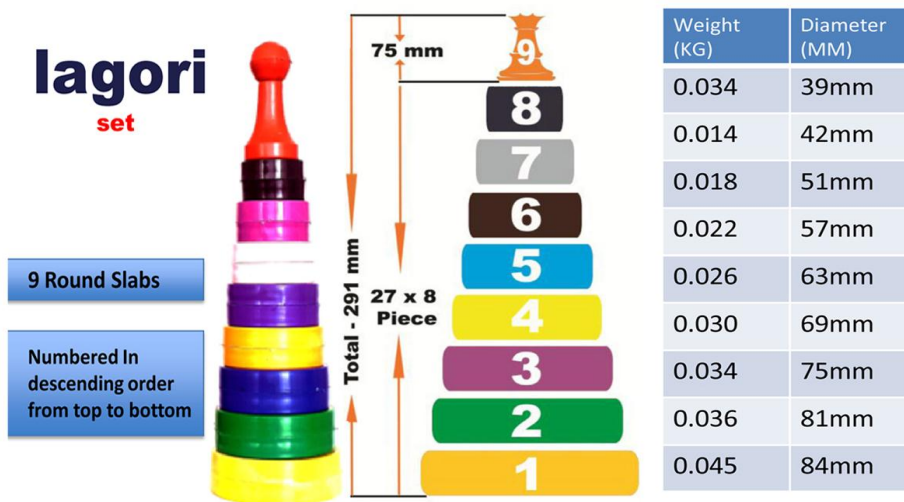
The ball shall be round sphere - shaped ,made of rubber. The ball shall weigh not more than 85 gms and not less than 75 gms and shall measure not less than 210 mm and not more than 230 mm in circumferences. The ball to be used in the matches should have been approved by federation. The ball can only be changed until the permission of the umpire in the following condition.

- ✓ If the ball is lost or cracked
- ✓ If the ball is out shape.

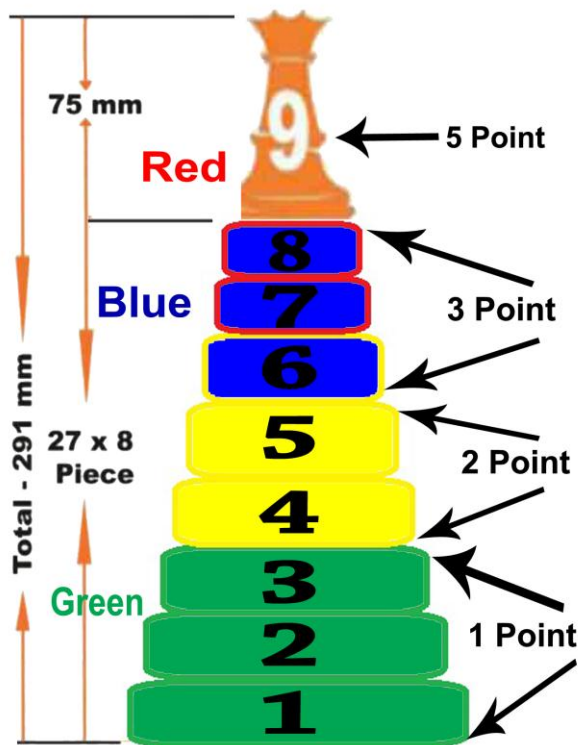
• LAGORI

Lagori includes 9 slab of PLASTIC.

Lagori slab include 9 slab which contains number from **Top Slab** no. 9, & going **DOWNWARD** such as 8,7,6,5,4,3,2 &1.



- **Target Lagori Set :-**



- **Net**

3. LAGORI TEAM

3.1 ORGANIZATION OF LAGORI TEAM

- Team members and staffs: The team consists of team leaders, coach, manager, captain & team members
- A] Each team can registered **15 players** including the captain. For the game **6 of them** can play in the game and **6 players** will be out of the ground to pass the ball and three players in stand by.
- B] Target Lagori:-
- Target Lagori has three types of events:1) Single (Male, female) , 2) Double (Male – Male, Female-Female), 3) Mixed Double –(Male and Female)

3.2 PLAYERS

- The player who did not enter & register his/her name for the game, is not permitted to play in the game.
- Similar fashion outfit are required for players in the game recommend by Federation.

3.3 CAPTAIN'S ROLE IN GAME

- If any team have doubt about the decision of referee then the captain of that team can appeal to Referee for Third Umpire decision
- If the players interchange after end of set, captain should inform that to referee & table
- Before match starts, captain have compulsory present for toss.
- If any Technical queries and problem obtained during match then, only team captain have to face it and manage his own team himself.
- Captain can appeal to Referee for following decision,
 - ✓ One bounce Lagori break
 - ✓ One bounce catch
 - ✓ Alternate pass
 - ✓ Seventh pass
 - ✓ Line brake

3.4 PLAYERS UNIFORM

- In uniform: Half T-Shirt, Game Pant, Shoes, Socks, etc.
- In same way there should be **1 to 15** numbers printed on back side of T-Shirt.
- Player shall bring his / her identification tag for eligibility certification at all times.

5. SIGNS AND SIGNALS OF REFEREE




1) Start the Game



2) Blocking



3) Line Crossing



4) Holding



5) Illegal use of leg



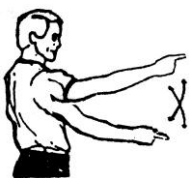
6) Traveling with Ball



7) Pushing



8) Personal foul, indicating player & showing place after watch again



9) One bounce



10) Team Out



11) Foul - hit above shoulder



12) Official time Out



13) Game Time Out



14) After Complete Lagori



15) Time Up & end of game

5. FUNCTIONS AND RESPONSIBILITIES OF REFEREE.

5.1 REFEREE:

- Before the match starts 2 Referees shall be appointed to control the game as required by the laws with absolute impartiality.
- Two scorer should be appointed, one main scorer and another assistant scorer.
- One timekeeper to keep the record of the match.
- Before the toss and during the match, the referee shall satisfy with all equipment's & ground marking.

5.2 CHIEF REFEREE (Third Referee)

- Understand the practice and conduct of game.
- Assign Referee to the game and notify the particulars for attention.
- Assist the referee to settle the problem arising in the execution of the game, Check the final scores.
- Request to convene the protest committee in case an appeal or protest is Submitted & report the incident to the committee.
- Announce the Rules of play & the particulars for attention to the players in advance of playing if necessary.
- If Referee have any doubt regarding decision, then they ask for Chief Referee.
- Chief Referee gives decision only when Referees are requested. No one else appeal directly to Chief Referee.

5.3 THIRD UMPIRE

- He should observe video recording from each angel to take the Final Decision.
- Each team will get one review for 3/5 set of match.

5.4 LINEMEN

2 Linemen shall be assigned in game to assist Referee in Judging whether the player are crossing the boundary.

6. THE GAME

Lagori game is conducted in accordance with the Rules and Regulation of the ALFI.

6.1. GENERAL PRINCIPLES

- The team who Break the Lagori, is called as "Breaker team" and another is "Hitter team" (Defence)
- Match will be best of three set, and one set is of **3 minute**.
- After each set there will be a gap of 30 second.
- If the Player is not in Proper kit then he cannot play the match, the team coach or team manager has to change the player.
- If the Player of any team is injured then the captain or team coach can Change the Player.
- If the Player is not injured then the captain or team coach cannot Change the Player before over the set.
- 1. The Lagori is played between, Male vs Male, Female vs Female and Mixed in which Male and Female both can play in one team in this the team composition is like 6 male and 6 female and 3 stand by player.
- One Player can played only 2 sets in the match.
- In 5 sets match players can play 3 sets.
- A] The lagori team game matches are taken under league or knock-out basis.
- B] Target lagori matches are taken under league or knock-out basis.

6.2 PROCEDURE OF COMPETITION

• THE START OF PLAY

- ✓ The teams shall start to play in accordance with the order of playing set by Referee or draw lot basis.
- ✓ Both captains from announced team have tossed with present of Referee.
- ✓ The team who won the toss chooses the side to play.
- ✓ Before starting the game both the teams have to take correct position.
- ✓ Game does not start till referee get satisfied with position.
- ✓ After indication and whistle of referee, game will be started.
- ✓ In case the team in the game is five minutes late or refuses to play after the Referee announced the start for play, then opposite team is declared as Winner.

• PROCESS OF PLAY

A] Rules Of Lagori Team Competitions :-

- ✓ Players of the Breaker team throw a ball at Lagori to trying to knock them over.
- ✓ It is compulsory that for every match their should be new ball used by both the team while playing.
- ✓ If they can, then the Breaker team tries to restore the Lagori.
- ✓ While the opposing team (Hitter team) tries to hit the ball at them.
- ✓ Hitter team should compulsory hit the ball over arm & without bounce, to out the Breaker team, to break the Lagori and for pass also.
- ✓ The player should compulsorily arrange the Lagori in numeric format.
- ✓ Hitter team player cannot carry the ball in his hand & walk one single step and turn around to throw the ball.
- ✓ If the ball hit by the hitter team and touches to any player of Breaker team, then his team gets out.
- ✓ If the Breaker is not under danger line area then, Hitter is allowed to hit the breaker below face in whole body.
- ✓ But if Breaker is placed under danger line then the hitter if hits the ball touches him in whole body then it is out.
- ✓ But the players from Breaker team can safeguard himself by touching the opposite team member, before they (Hitters) hit them.
- ✓ The Hitter team cannot out any Breakers player if the hitter is present inside the danger line area. (Located on the layout of Lagori ground [1.4] drawn by red line.)
- ✓ Players, who Stands in 3 x 3 boxes, does not step out from box before Lagori is breaked.
- ✓ The ball came inside after gone from outside of the ground, Hitter should Compulsorily pass the ball to opposite side to the center line inside the ground before hitting the Breakers. If the ball comes from out side & directly hit to the Breaker then it would be consider as Not Out.
- ✓ Clearly mark the boundary. If any of the Breakers crosses it then they are out and addition of 5 points to the hitter team.
- ✓ In the Breakers team every player gets 3 chances to knock down the Lagori.
- ✓ If any one of the team can't break Lagori, then they get another extra chance to knock down the Lagori before 3 minutes.
- ✓ But if Breakers succeed to break Lagori in second chance, after restoring the Lagori they get a total score ,but hitter team will get additional 10 points.
- ✓ If the Breaker team is out for the third time and if there is still time to play then Hitter team will gain 5 points and now the game will stop & Hitter team will take a chance to break the lagori.
- ✓ If the Breaker breaks the Lagori and catcher (Hitter) caught the ball directly without bounce then Breaker team one player is out and addition of 5 points to hitter team and how many lagori they have breaked that much points to the breaker team.
- ✓ After hitting Lagori, Breakers should compulsory touch it, otherwise they will obtain 0 score and restart the match.
- ✓ If the Hitters received the ball then he/she should not keep the ball in hand more than 3 second.

- ✓ After 6 passes, there is compulsion of 7th pass that is Hit the breaker team player, if not done then referee had to stop the match and toss the ball 3 to 5 feet in the air at the centre of the ground, and tell both the team player to stand outside the Danger line. If the referee toss the ball very high then again the match has to be stopped and again toss has to be retaken.
- ✓ The teams will play 5/3 set & the team who will win 3/2 sets is the Winner.
- ✓ If, match tie after 5/3 Set's also, then both teams will get 6 chances with alternate player to only break Lagori which is called **GOLDEN HIT**.
- ✓ The team who break most Lagori in 6 Chance that team will win the Match.
- ✓ When the play is going on and if the Lagori is broken in two pieces then the referee should stop the match and join or replace the Lagori then he should stand in center and throw the ball up, at this time both the team player should be outside danger line till the ball lands on the ground and then the game continuous. If the referee does not stop the match and hitter team had made a player out of Breaker team then it is not out, the referee has to take care of this and match should be restarted.
- ✓ If in one pool the team who win maximum matches in minimum sets then that team will be taken for next level, but if both the team has same sets then team wickets has to be seen and the team who has more wickets wins, but if the wickets are also same then we will see for the score and the team who makes maximum score wins and goes for next level.

B) Rules Of Target Lagori Team Competitions :-

- ✓ The Target Lagori Team is divided into two parts :-
- ✓ 1) A Target Lagori team consist of 6 Boys or Girls.
- ✓ 2) Their is one more type which is known as Mixed Target Lagori, it consist of 3 Boys and 3 Girls in a team.
- ❖ Breaking chances for a player when he is playing the Target lagori are:-
 - 1) Each player will get 3 chances to break lagori.

Point System :-

- 1) If the player break the uppermost slab of Lagori i.e. the 9th Slab, then the player gets 5 points.
- 2) If the player breaks the 6th,7th or 8th slab of lagori then the player gets 3 points.
- 3) If the player breaks the 4th and 5th slab of lagori then the player gets 2 points.
- 4) If the players breaks the 1st, 2nd and 3rd slab of algorithm then the players gets 1 point.

- ✓ After the **whistle** of the referee the player has to break the lagori in 15second, if the player doesn't attempt to break the lagori then referee cancelled that chance & marked **zero** for that chance
- ✓ The distance for the breaker to break the lagori are:-
 - ✓ 1. Sub Junior - 10 feet
 - ✓ 2. Junior - 11 feet
 - ✓ 3. Senior – 12 feet
- ✓ The position of the catcher is under the box of 6 * 5 feet, any player opposite to the team can stand inside the box, but if he receives the ball when the breaker breaks the lagori then the breaker will get zero point and if the catcher will touch the sideline of the box then the breaker will get the point.
- ✓ If the score is equal for both the team's then the team who had won the toss wins the match.
- ✓ The team which makes Maximum points wins the Match.

➤ FOULS :-

- ❖ 1)The fouls are the same that are followed in Lagori.
- ❖ The most important is that the feet should be touching the ground when u are breaking the Lagori.

6.3 SKILLS

- ✓ Breaking the Lagori, Receiving the ball.
- ✓ Passing, Defense.
- ✓ Building the pile of Lagori.
- ✓ Distracting the opposite team from building the Lagori.
- ✓ Need perfect concentration of the Breaker team player while breaking the Lagori.

7. INFRACTION OF RULES IN GAME

- 7.1 Action and Penalty:-**
1. The players, referee and official who is registered under ALFI only can play the tournament of ALFI.
 2. The players, referee and official who will play the another competition which is not authorized by ALFI then strict actions will be taken on them.
 3. If any district association does not follow the terms and conditions of ALFI then strict actions will be taken on them. The district association can be banned for some time till the technical committee and ALFI committee decides for it.
 4. If Breaker is not under danger line and ball hit by Hitter on his face than it is a foul.
 5. The players if holds, pushes or blocking each other then it is a foul.
 6. If a team intentionally drops the Lagori, then the referee gives a foul.
 7. After 6th continuous passes, if there is no hit to Breaker then it is a foul.
 8. The ALFI committee can remove the affiliation of the district association if not followed the terms and conditions of ALFI.

b. PENALTIES

If a team makes 2 fouls in a one set, then opposite team will receive – 1 point, and the player is suspended for that set. If the same player who is suspended for one set does again 2 major foul in the another set in same match then the player is disqualified for 5 matches.

If a team makes 3 fouls in a one set, then opposite team will receive – 2 point,

If a team makes 4 fouls in a one set, then opposite team will receive – 3 point,

If a team makes 5 fouls in a one set, then opposite team will receive – 5 point,

7.2 OBJECTION:-

If the team has any objection regarding any decision of referee then the objections has to be taken within 30 minutes of that situation. The team has to pay Rupees 500/- to the organizer. If the decision is fair then the money will be return to the team. The decision taken by organizing committee will be final and the it should be followed by the everyone.

7.3 YELLOW CARD

- If the player argues with the official or referee then he will be given a yellow card.
- If the Lagori is dropped by the Hitter, then the Referee will show the yellow card.
- If the player is Pushing, Holding, Blocking etc.

7.4 RED CARD

- If the player does the same mistake again and again then the player will be given a red card and disqualified the match.

7.5 SUBSTITUTION

- If the player has any injury during the game, then only with permission of Referee and Doctor, the player can be substituted.
- If the Referee and Doctor does not give the permission, the player has to play.
- Even then the team wants substitution, and then the Chief Referee can take the decision.
 - ✓ If the set is over then the player can be changed.
 - ✓ At the time of substitution the player who is going to substitute has to leave first, then the substitute enter the field.
 - ✓ There is no substitution between one set rather than injury.

8. TIMEOUT

8.1 OFFICIAL TIMEOUT

- If any doubts obtained during the match.
- If decision pending for third Umpire

- If any arguments on ground during match
- If any technical problem obtained regarding game

8.2 GAME TIMEOUT

- After complete Lagori
- If any player get injured during game
- If team captain demanded for any objection
- If Lagori breaks in one bounce then for arranging Lagori.
- Any team can take 15 second team time out in one set.

9. BENEFITS OF THE GAME

1. It enhances team coordination :-

This game helps the player to co-ordinate and co-operate with each other. In this game each player need to pass the ball to other player, if there is no team co-ordination then the team may lose the game. That's why, it is necessary to have team co-ordination so as to win the game. In this way all the players learn the significance of team co-ordination.

2. It increases concentration :-

While playing this game, players need to concentrate properly during each & every hit, pass & out.

3. It sharpens out eye sight :-

While playing this game, players need to concentrate on each and every more of other team. Hence, eye sight is sharpened.

4. It increases our stamina level :-

In this game, players need to run continuously to avoid getting out. Hence running increases player's stamina level.

5. It teaches players about team work :-

As this game is played between two teams, each player learns about team work. Team work creates friendliness among all the players.

6. It enhances motor fitness, alertness & activeness :-

In this game, after breaking the Lagori, all the players need to be quick & alert. One team needs to pass the ball quickly & the other team needs to rearrange the Lagori quickly. This enhances motor fitness in the players.

7. Playing Lagori Game regularly makes the players fit and healthy :-

In this game, both teams should be quick & alert. This game increases the gaming skills in the players. Players become alert during each & every hit, move, pass and stop the other team from rearranging the Lagori.

8. This game can be played by anyone from 3 years to 60 years :-

This game has no age barrier. Person of any age can play this game. This game if played regularly strengthens the person, enhances blood circulation in the body, increases immunity power & eventually makes the players healthy. This game can be played by kids as well as aged people for fun & enjoyment. This game provides player with happiness & fun.

9. This game can be played anywhere:-

This game can be played anywhere, indoor or outdoor, on beach & meadows, during all seasons. We can play this game even by using stones & paper ball.

- Player's Eligibility Proforma for Age Group Championships -



Event-

Venue :

Date

Male: () Female: ()

Player's
Photograph
To be endorsed
by Head of
Institute

(COMPLETE FORM TO BE FILLED IN BLOCK LETTERS)

State/Unit																				
------------	--	--	--	--	--	--	--	--	--	--	--	--	--	--	--	--	--	--	--	--

Player's Name																				
---------------	--	--	--	--	--	--	--	--	--	--	--	--	--	--	--	--	--	--	--	--

Father's Name																				
Mother's Name																				

Sur Name																				
----------	--	--	--	--	--	--	--	--	--	--	--	--	--	--	--	--	--	--	--	--

Full Res.Address																				
------------------	--	--	--	--	--	--	--	--	--	--	--	--	--	--	--	--	--	--	--	--

--	--	--	--	--	--	--	--	--	--	--	--	--	--	--	--	--	--	--	--	--

Telephone																				
Pin																				

School with Full Name and Address																				
-----------------------------------	--	--	--	--	--	--	--	--	--	--	--	--	--	--	--	--	--	--	--	--

--	--	--	--	--	--	--	--	--	--	--	--	--	--	--	--	--	--	--	--	--

--	--	--	--	--	--	--	--	--	--	--	--	--	--	--	--	--	--	--	--	--

Tele.& Fax No.																				
----------------	--	--	--	--	--	--	--	--	--	--	--	--	--	--	--	--	--	--	--	--

Date of Birth																				
Year																				
Month																				
Day																				

Class																				
Admn.No.																				

Certified that the date of birth is correct as per School/ college record

Signature of Player Signature of Father/Mother/Guardian Signature of Head of Institution

Principl's Name _____ Seal of the Institution

Herby Certify that the above particulars of Master/Miss _____
a player of Our State / Unit Correct to the best of my knowledge.

Date _____
_____ State Lagori Association Gen. Secretary
Seal

**We hereby agree to abide by the decision of the overage Committee /Jury Constituted by
Amateur Lagori Federation of India to decide the cases of players who appear to be over-age.
(This information given wrong we have taken the legally action.)**